


MANUAL FOR INSTALLATION, USE AND MAINTENANCE

BG -CHEF



Congratulations!

You have chosen an appliance of the Bodart & Gonay range and we would like to thank you for it. We are convinced that it will bring you warmth and comfort. In order to derive the greatest benefit from your BG-Chef, we greatly stress the importance of following the instructions and recommendations given in this notice.



BODART & GONAY
SINCE 1957

General

To obtain optimal and safe operation of your BG -CHEF, we recommend placing it on a flat solid surface.

BODART & GONAY is responsible for the delivery of the appliance. Installation is the responsibility of the owner and/or installer. The appliance must not be modified, otherwise it is dangerous and the warranty will be void.

A list of our dealers is available on our website www.bgfires.com

Before commissioning your BG -CHEF and to ensure its correct use and durability, we recommend that you read this manual carefully to familiarize yourself with its various functions and features.

Before lighting your first fire, make sure there are no materials left in the BG -CHEF needed for installation.

The paint is not fully cured and will therefore harden during the first use, releasing smoke and odors. We recommend lighting the first fire very hot. BG -CHEF is designed for use as a fire and for grilling, barbecue, oven not as auxiliary or continuous heating.

USER MANUEL

SAFETY

This BG -CHEF produces a certain amount of heat. The whole outside of the barbecue is very hot.

Therefore, make sure that children and the elderly stay far enough away from the BG -CHEF so that they cannot reach it and, if necessary, provide protection around the barbecue.

Never allow children to use the BG -CHEF.

Warning

CAUTION: This BG -CHEF will become very hot.

Do not use in closed areas!

CAUTION: Do not use alcohol or petrol to light or re-light the fire! Use firelighters that comply with EN 1860-3!

Caution! Leave the BG -CHEF out of the reach of children and pets, elderly people.

*Do not use the BG -CHEF in enclosed and/or habitable rooms, e.g. houses, caravans, campers, boats. Risk of death from carbon monoxide poisoning.



*Wear heat-resistant barbecue gloves (conforming to EN 407, Contact Heat or higher) while cooking, and handling the grill grates.

*Use suitable utensils with long, heat-resistant handles.

Lighting a fire

1. Place some kindling in the BG -CHEF.
2. Light these with a firelighter.
3. When the kindling has formed an ember bed (glowing coals), you can place larger logs.
4. Empty the ash pan the next day after use.
5. Before lighting the fire, wait until a layer of white ash covers the fuel.

The first fire

Before the first fire, the logs should glow for at least 30 minutes to allow the appliance to set properly. It is also best to rub the griddle with olive oil the first 2-3 times with a tea towel over the entire griddle. Olive oil has a lower burning point than other vegetable oils. Afterwards, you can use sunflower oil or peanut oil or other vegetable oils.

Fuel

BG-CHEF is designed for burning dry hardwood logs with max 20% moisture content. The moisture content of the wood remains an important factor, we prefer oak or beech or ash wood and be careful with tropical hardwoods as they become very wormy and can distort your griddle.

MANTAINCE BG -CHEF

Maintenance tips

The griddle is made of steel that will rust if you do not maintain it properly. Oil must burn in well and if it will not be used for a while, we advise you to lubricate it well with vegetable oil (not cooking oil) on a very regular basis to prevent rusting.

If you use the griddle a lot, a carbon layer may develop. This layer may crack, in which case it is best to remove the flakes with a spatula and re-rub with vegetable oil.

Cleaning

- Follow some basic maintenance instructions to keep your unit in good condition for many years.

- It is recommended in the BG -CHEF to remove the ashes the day after use to avoid the risk of corrosion. The ash will gradually absorb moisture from the air and become corrosive to the paint and steel of the barbecue, which can cause rust.

- To avoid burns and property damage, clean the appliance when the ashes are no longer glowing.

- Empty the ash drawer after each use.

- Always clean the BG-CHEF back after use.

- Do not use harsh cleaning agents on the appliance as they may damage it.

- The rest of the appliance can be cleaned with a damp cloth.

- Acid rain, chemicals and salt water can cause surface rust.

- Do not use sharp objects or abrasive cleaners to clean the surfaces of your device.

- Clean the inside after use to optimize the performance of the appliance.

- Clean the stainless-steel grill with a sponge and some green soap

- Clean the plancha plate using a spatula and wipe with a dry cloth. If you wish, you can rub it with vegetable oil (not olive oil).

- If the paint is damaged in a particular area, touch it up quickly with the spray can of refractory paint provided, after cleaning the area thoroughly with a soft cloth. This reduces the risk of rusting.

-When the BG -CHEF is outside in the open air and not in use, cover it with a protective cover to prevent discoloration from UV radiation, moisture and wear, the cover is never completely waterproof though.

INSTALLATION MANUEL

Preparation and installation

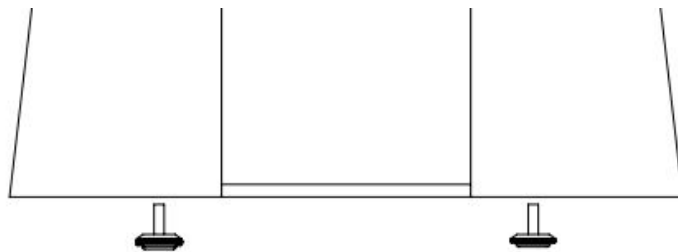
Note: Remove all packaging, including straps, before using the product.

Choose a suitable place to install the BG -CHEF:

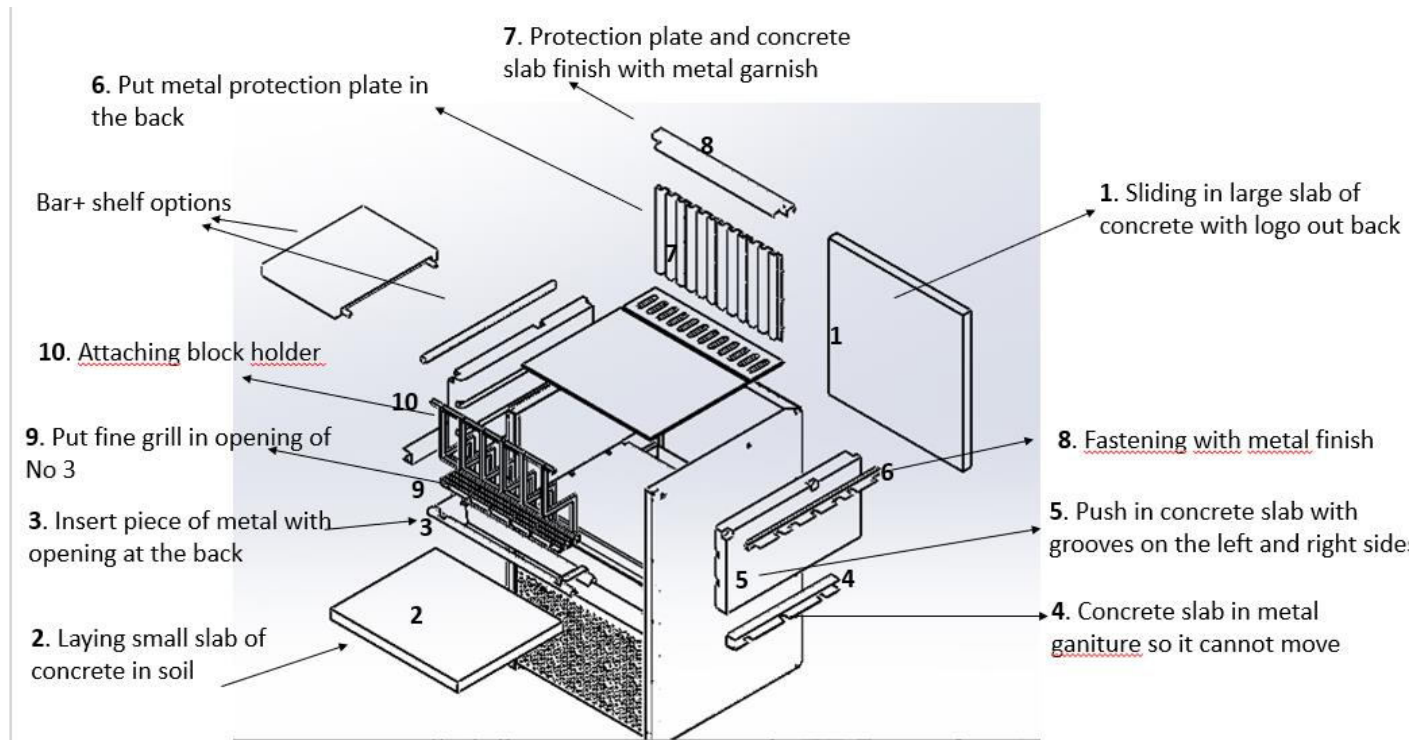
- Keep the unit on a safe and level surface at all times.
- Do not use the appliance within 1.5 m of flammable materials. Flammable materials include wooden or treated wooden decks, terraces and verandas, flammable liquids and chemicals. There is a risk of damage or ignition from sparks and small embers.
- Although the corrosion is superficial, we cannot guarantee that in the long term the steel will rust, so when it rains it may run off rust water which may cause permanent stains on terraces or wood or other materials. We are not liable for such stains due to corrosion.

Plan BG CHEF

First of all, the base with the adjustable feet must be set correctly with a spanner 17 (see photo) so that it is completely stable.



Then follow this 10-step plan



Guarantee

- 3-year guarantee on the general structure
- 3-year guarantee on the baking tray
- 2-year guarantee on the steel fins and combustion grid. - De garantieperiode voor de beton bowl is 1 jaar in geval van breuk.

Not included in the guarantee:

- Discoloration of the concrete due to the effects of Uv rays
- Superficial cracks in the concrete bowl.

The guarantee applies only to manufacturing defects.

The guarantee period starts from the date stated on the invoice.

The invoice is the only valid proof of warranty.

Extension or replacement of items under warranty will not extend the total warranty period.

The warranty is limited to the simple replacement of elements recognized as defective by our technical service, excluding any compensation for inability to use the barbecue. Transport, travel and assembly costs will be borne by the user.

All warranty cases must be handled by the distributor.

Exclusion

The guarantee does not cover damage or defects caused by failure to follow the installation and operating instructions.

Damage resulting from poor installation.

Paint is not covered by this warranty.

The guarantee is not valid in case of internal modifications or changes to the BG -CHEF.

Excluded from the guarantee are:

- The use of unsuitable combustion materials.
- Damage resulting from transport, storage and installation.
- In case of wear and tear, discoloration, corrosion, deformation of parts exposed to fire, you cannot make a warranty claim.
- Damage caused by failure to maintain the appliance, failure to follow operating instructions and safety rules are not covered by the warranty.
- You accept that wood and concrete are natural products and can change under the influence of weather conditions and humidity. Cracks, cracks, unevenness, bends, splits, caused by the action of the wood and concrete due to moisture or temperature changes are not covered by the guarantee.



*NEW BODART & GONAY srl – Rue des Meuneries 11 – B-4650 HERVE (België) – Tél. +32 87 44.23.77 www.bgfires.com / info@bgfires.com
BG -CHEF 2022*